



Member of  
**FEEDING  
AMERICA**



# FEEDING IDAHO FAMILIES

ANNUAL REPORT  
FISCAL YEAR 2016



There isn't a lot of work around here, so people have to make do. The food really helps, especially for seniors.

— Community Partner



Food insecurity numbers from  
2016 Map the Meal Gap Report

**1 in 7  
(240,000)**

Idahoans who are  
food insecure

**1 in 5  
(80,000)**

children who are  
food insecure

**161,135**

people served each month  
through pantries, feeding  
sites, senior centers, shelters  
and direct-service programs

**44/44**

Idaho counties served

# A FRESH APPROACH TO HUNGER



**Potandon Produce** in Idaho Falls contributed almost **500,000 pounds of potatoes** last fiscal year. **Volm Company**, also in Idaho Falls, provided transportation and packaging to help ensure that the food reached community partners for distribution to families in need. Working together to solve hunger.

## Distributed Food

**10.9 M**

pounds in southwest

**1.6 M**

pounds in north central

**4.8 M**

pounds in eastern

**89%**

food donated


**82%**

considered nutritious

**200+**

community distribution partners statewide

## MEALS FROM DISTRIBUTED FOOD (MILLIONS)



One meal is equivalent to 1.2 pounds of food as determined by the U.S. Department of Agriculture based on total U.S. food consumption.







# DOING MORE IN MORE COMMUNITIES



The need in our community is very great. There is no way I could do it without the help of The Idaho Foodbank.

– Shannon Shayne | Backpack and School Pantry Coordinator Kuna School District



## BACKPACK PROGRAM

**1,883**

children served

**63,927**

backpacks distributed  
statewide

## SCHOOL PANTRY PROGRAM

**12,779**

people served

**289,405**

pounds of food distributed

## PICNIC IN THE PARK PROGRAM

**1,112**

children served  
(Boise metro only)

**46,247**

meals provided

## COOKING MATTERS PROGRAM

**1,009**

participating men,  
women and children

**71**

cooking and in store classes  
conducted statewide

## SENIOR NUTRITION PROGRAM

**2,000**

seniors served monthly

**20,362**

food boxes  
distributed statewide

## MOBILE PANTRY PROGRAM

**10,032**

people served  
monthly - average

**505/49**

mobile distributions  
and communities served



# EFFICIENCY PRODUCES RESULTS



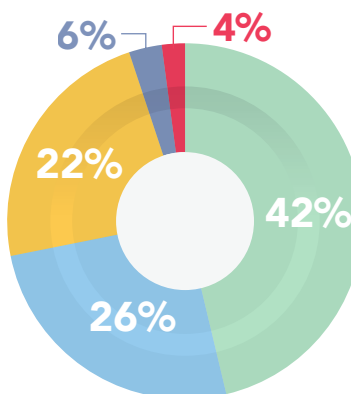
## FINANCIAL STATEMENT

### REVENUE

	FY 2015	FY 2016
Value of Donated Food	\$25,838,291	\$26,796,550
Donated Funds	\$7,098,148	\$6,442,993
In-Kind Donations	\$360,070	\$676,220
Program Services and Other	\$345,677	\$378,274
<b>Total Revenue:</b>	<b>\$33,296,509</b>	<b>\$34,294,037</b>

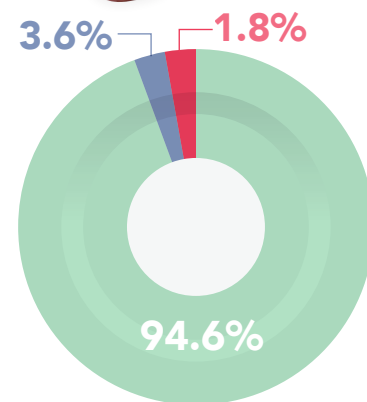
### EXPENSES

Program Expenses		
Purchased Food	\$1,111,934	\$1,280,173
Donated Food and Freight	\$25,906,231	\$27,123,829
Other	\$2,805,053	\$2,966,679
<b>Total Program Expenses:</b>	<b>\$29,823,218</b>	<b>\$31,370,681</b>
Administrative and Fundraising	\$1,755,416	\$1,802,003
<b>Total Expenses:</b>	<b>\$31,578,634</b>	<b>\$33,172,684</b>



### REVENUES

42% Individuals  
26% Corporations  
22% Foundations/Trusts  
6% Government  
4% Other



### EXPENSES

94.6% Programs/Services  
3.6% Fundraising  
1.8% Admin



**161,135**

people served monthly

**\$1**

provides food for four meals

**24,276**

volunteers

**58,639**

volunteer hours  
- the equivalent of 28  
full-time employees



★★★★  
**CHARITY NAVIGATOR**  
Four Star Charity

The only Idaho nonprofit to receive a four-star rating for seven consecutive years.