FEEDING IDAHO FAMILIES

THE IDAHO FOODBANK®



HUNGER IS **REAL**

14.2% of Idahoans are food insecure ■
18% of Idaho children are food insecure ■
84% of distributed food considered nutritious ■

2026 FISCAL YEAR ANNUAL REPORT

MAY 2025 - APRIL 2026

The Idaho Foodbank

Member of FEEDING AMERICA

Collaboration and Agility in Action During the Government Shutdown

In the fall of 2025, a six-week federal government shutdown created unexpected hardship for thousands of Idaho families. Federal employees, members of the military, and government contractors did not receive their paychecks during this time, even if they were still working. In November, SNAP benefits (Supplemental Nutrition Assistance Program) were delayed for more than 130,000 Idahoans.

Community food pantries, senior centers, churches, and schools in our partner agency network quickly saw a rise in people seeking food assistance across the state. For many households, a delayed paycheck or benefit disrupted already tight budgets. In moments like this, the strength of Idaho's hunger relief network is tested and the agility of The Idaho Foodbank becomes essential.

From the earliest days of the shutdown, The Idaho Foodbank quickly mobilized. Our Food Sourcing staff began identifying additional foods that could be ordered and received at our warehouses in a timely manner. This allowed us to prepare to replenish inventory, meet increased demand, and provide additional food options for our partners. At the same time, The Idaho Foodbank reached out to our statewide network of more than 400 partner agencies to assess needs in real time. Most reported immediate increases in demand. As communities experienced rising need, we increased the amount of food distributed to partner agencies and expanded Mobile Pantry distributions by 25 percent .



To keep pace with the increased volume of food moving across the state, The Idaho Foodbank contracted additional transportation services to move more food, more quickly, to where it was needed most. Meeting the moment required employees across the organization to adapt every day. Warehouse teams reorganized shifts to handle higher volumes. We expanded volunteer shifts to quickly sort and distribute purchased and donated food to our partner agency network. Drivers adjusted delivery schedules to reach rural and remote communities more frequently. Programs staff worked closely with partner agencies to keep inventories high and connect communities with additional resources to support neighbors.

Responding to the government shutdown required nearly $500,000 in additional food purchases and distribution costs. In a time of uncertainty, the collaborative response of The Idaho Foodbank, our statewide partner agency network, volunteers, donors, and communities helped ensure Idahoans facing an unexpected hardship had access to the food they needed.

Idaho Steps Up: Community Response

During the government shutdown, particularly when SNAP benefits were delayed, the need for food assistance surged. Website traffic to The Idaho Foodbank's Food Locator increased by 1,600% as families searched for nearby help.

Across the state, Idahoans responded with remarkable generosity. Individuals, businesses, and community organizations organized food and fund drives, while many supporters made financial contributions to strengthen the statewide response. Compared to the previous year, the number of food drives nearly doubled. Some donors reconnected with The Idaho Foodbank during this time of increased need to provide emergency funding. Others committed to showing up for families every month, providing steady, reliable support that continues today.



The Foodbank also saw increased interest from community members wanting to volunteer in Meridian, Lewiston, and Pocatello. Expanded volunteer shifts helped move food more quickly while giving Idahoans an opportunity to support their community.

The shutdown also sparked unprecedented public interest in food insecurity. More people engaged with The Idaho Foodbank through social media, news coverage, and community conversations, seeking to better understand the challenges facing neighbors who are struggling to make ends meet.

We are grateful for the response from Idahoans who stepped forward during this challenging time. Their support was immediate, generous, and sustained, demonstrating the power of neighbors helping neighbors.

HOW DONORS HELP THE FOODBANK SOLVE HUNGER

ONE
Your gift is the first critical step in feeding people in Idaho who are at risk of hunger.

TWO
We build partnerships with: • Growers • Processors • Retailers • Manufacturers • Wholesalers
... And encourage them to donate groceries that might otherwise go to waste.

THREE
Our fleet of trucks moves the food within our network, making sure donated food goes where it is needed most.

FOUR
Partner Agencies ensure safe storage and distribute the food to neighbors in need.

FIVE
Food reaches people at:
• Food pantries
• Feeding sites
• Senior centers
• Homeless shelters
• Youth programs

No Child Should Have to Wait



One of the most meaningful outcomes of the community response during the government shutdown was the opportunity to expand support for children facing food insecurity.

Through partnerships with schools across Idaho, our Backpack Program helps students in need have food over the weekend by providing a bag filled with nutritious, kid-friendly food that fits into their backpack at the end of the week during the school year.

As Idahoans stepped forward with financial support, volunteer service, and food donations, The Foodbank was able to eliminate the waiting list for the Backpack Program among our current school partners. This meant that children who had been waiting for assistance could begin receiving the food they needed to help carry them through the weekend.

The Foodbank also has a School Pantry Program that helps stock food pantries located in schools to provide access to food for the whole family. Being able to get this food at a familiar and easy to access location makes a difference for a family that is struggling. The impact of these programs extends beyond meals. School partners regularly share stories of students who are excited to receive their backpacks and families who feel relief knowing their children will have food when school is out. According to parent and school surveys, 95% of parents reported that the Backpack Program made a positive difference in their child's well-being and school coordinators rated the program as very beneficial to children and families.

The Backpack Program and School Pantry Program serve children in schools across Idaho, making food insecurity one less obstacle standing in the way of learning, growth, and success. In the face of increased need, community support did more than help us respond to a crisis – it created new opportunities for Idaho children to thrive.

"Students check and ask, 'when' and 'what time' they can get their food packs. I think these food packs help my students feel a sense of psychological security, because they know there will be food to eat." – School Coordinator in Eastern Idaho

Delivering Hope Statewide

FOOD DISTRIBUTED IN IDAHO

- **26,561,884** pounds distributed Statewide
  - **17,416,196** pounds in Southwest
  - **2,381,896** pounds in North Central
  - **6,763,792** pounds in Eastern
- **84%** food considered nutritious
- **85%** food donated to The Foodbank
- **400+** Partner Agencies distributing food statewide

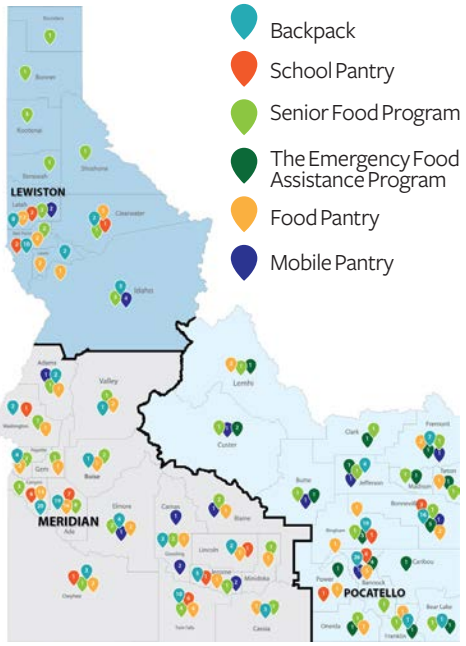

Programs Promote Healthy Families and Communities

BACKPACK PROGRAM:

- 2,398 children served
- 80,611 backpacks distributed statewide

SCHOOL PANTRY PROGRAM:

- 23,527 households served
- 514,654 lbs distributed

MOBILE PANTRY PROGRAM:

- 17,484 people served (monthly average)
- 19,658 volunteer hours at Mobile Pantries statewide
- 536 Mobile Pantry distributions
- 33 counties served

SENIOR NUTRITION PROGRAMS:

- 40,635 seniors served monthly
- 23,733 food boxes distributed statewide

FOOD CATEGORIES BY THE NUMBERS

FRUIT/VEGETABLE
FY26 Distributed 43%

GRAIN
FY26 Distributed 13%

DAIRY
FY26 Distributed 12%

PROTEIN
FY26 Distributed 12%

Meeting the Need Through Responsible Growth

PEOPLE SERVED AND VOLUNTEERISM

- Averaged **199,908** people served each month in Idaho
  - 110,037 people served in Southwest
  - 43,598 people served in East
  - 16,901 people served in South Central
  - 29,371 people served in North Central
- **29,795** volunteers - Equivalent to 40 full time employees



REVENUE	FY 2025	FY 2026
Value of Donated Food	$41,844,678	$43,438,629
Donated Funds	$10,361,301	$14,666,574
In-Kind Donations	$476,635	$358,825
Program Services and Other	$2,040,779	$4,013,590
Total Revenue:	**$54,723,393**	**$62,477,618**

PROGRAM EXPENSES	FY 2025	FY 2026
Purchased Food	$3,563,040	$4,031,057
Donated Food and Freight	$44,636,953	$44,636,953
Other	$2,667,742	$7,042,011
Total Program Expenses:	**$50,867,735**	**$55,710,021**
Administrative and Fundraising	$4,033,795	$4,314,349
Total Expenses:	**$54,901,530**	**$60,024,370**

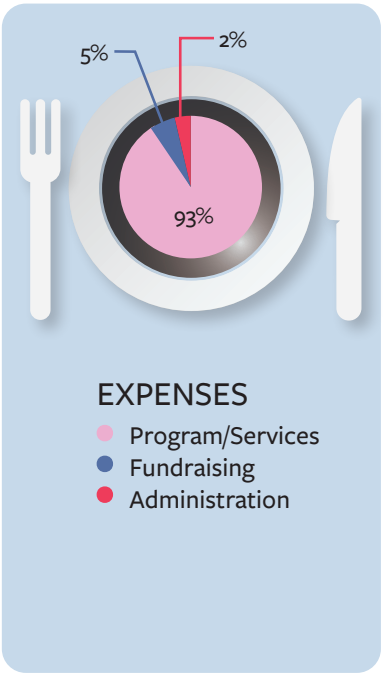

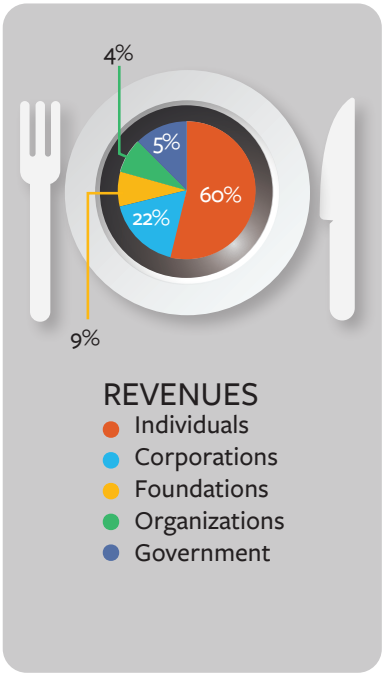

About The Idaho Foodbank

The Idaho Foodbank is an independent, donor-supported, nonprofit organization. It is a statewide and community-anchored organization that is the largest distributor of free food assistance in Idaho. The Idaho Foodbank's mission is to nourish, educate, and advocate to support thriving, food-secure communities across Idaho. It is uniquely situated as a statewide connector of people, partners, and solutions.

The Idaho Foodbank was established in 1984 and has distributed millions of pounds of nutritious food through its facilities in Lewiston, Meridian, and Pocatello. In the last fiscal year, The Foodbank provided food for more than 22 million meals to Idahoans living with food insecurity. The Foodbank distributes food through a network of more than 400 partners including schools, food pantries, senior centers, shelters, mobile pantries, and churches. Visit idahofoodbank.org for more information.

Charity Navigator
FOUR-STAR

FOOD CATEGORIES BY THE NUMBERS

BEVERAGE
FY26 Distributed 3%

READY-MADE MEALS
FY26 Distributed 2%

MIXED AND ASSORTED
(grocery store food rescue, food drive)
FY26 Distributed 13%

NOT INTENTIONALLY SOURCED
(dessert/candy, non-food, condiments)
FY26 Distributed 2%